

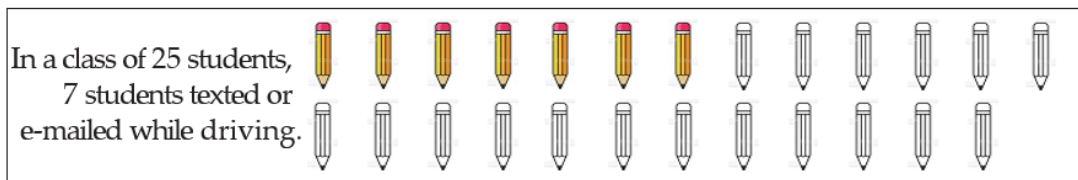
2019 New Jersey Student Health Survey

VEHICLE SAFETY

Motor vehicle crashes are one of the leading causes of death among youth aged 15 to 19 in the United States⁽¹⁾ and alcohol use is associated with 15% of all traffic fatalities among drivers 15 to 20 years of age.⁽²⁾ Among high school students nationwide in 2019, 43.1% did not always wear a seat belt while 16.7% rode with a driver who had been drinking in the 30 days before the survey.⁽³⁾

28.6%

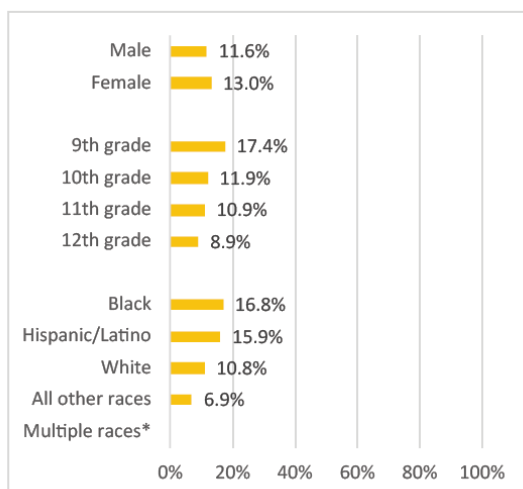
of NJ high school students texted or e-mailed while driving
(on at least 1 day during the 30 days before the survey)



New Jersey Student Health Survey Highlights

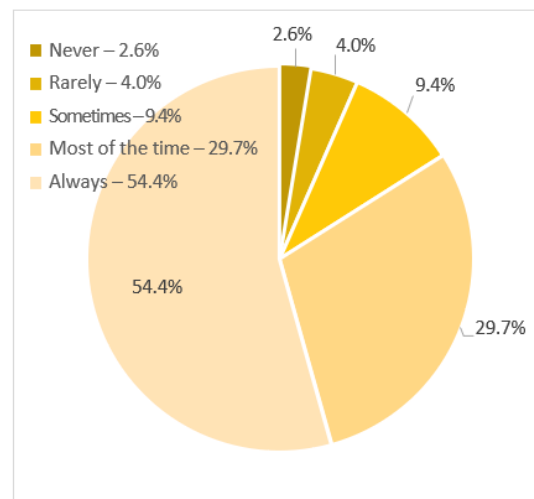
- 3.4% of students drove a car or other vehicle when they had been drinking alcohol one or more times during the 30 days before the survey.
- Among students who had driven a car in the 30 days before the survey, 24.1% of 11th graders and 41.1% of 12th graders texted or e-mailed while driving.

Rode in a Car with Someone who had been Drinking Alcohol by Demographic



*Fewer than 100 students in this subgroup.

Frequency Wearing a Seat Belt Riding in a Car



Definitions

- Statistics about student drivers are in reference to the 30 days before the survey, among students who had driven a car or other vehicle during the 30 days before the survey.

Additional Details

- In 2009, the percentage of students who rarely or never wore a seat belt was 8.2%
- In 2009, 22.9% of students rode with a driver who had been drinking alcohol.
- In 2013, 36% of students texted or e-mailed while driving a car or other vehicle.

Resources for Schools

- School Policies and Legal Issues Supporting Safe Schools: 1-800-268-2275, <https://www.ojp.gov/pdffiles1/ojjdp/book2.pdf>
- Teen Driver Safety Programs | NJM: 1-800-232-6600, <https://www.njm.com/teen-driver-safety>
- Educators -- New Jersey Drives: jerseydrives@bianj.org, <https://jerseydrives.com/educators/>
- Teen Driving Safety Research | CIRP: <https://injury.research.chop.edu/teen-driving-safety-research>

Resources for Parents

- School Bus Safety | NHTSA: 1-888-327-4236, <https://www.nhtsa.gov/road-safety/school-bus-safety>
- Teen Driving | NHTSA: 1-888-327-4236, <https://www.nhtsa.gov/road-safety/teen-driving>
- NJ MVC: 609-292-6500, <https://www.state.nj.us/mvc/press/archives/2017/101817.htm>
- Parents -- New Jersey Drives: 1-800-669-4323, <https://jerseydrives.com/parents/>

Resources

- Centers for Disease Control and Prevention, National Center for Injury Prevention and Control. WISQARS (Web-based Injury Statistics Query and Reporting System). U.S. Department of Health and Human Services; July 2020. www.cdc.gov/injury/wisqars/index.html. Accessed November 2021
- Insurance Institute for Highway Safety (IIHS). Fatality Facts 2019: Teenagers. Highway Loss Data Institute; March 2021. www.iihs.org/topics/fatality-statistics/detail/teenagers. Accessed November 2021
- Yellman MA, Bryan L, Sauber-Schatz EK, Brener N. Transportation Risk Behaviors Among High School Students — Youth Risk Behavior Survey, United States, 2019. MMWR Suppl 2020;69(Suppl-1):77–83. https://www.cdc.gov/mmwr/volumes/69/su/su6901a9.htm?s_cid=su6901a9_w. Accessed November 2021